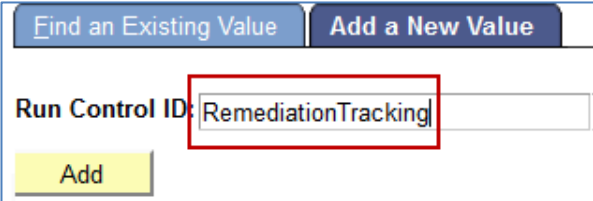
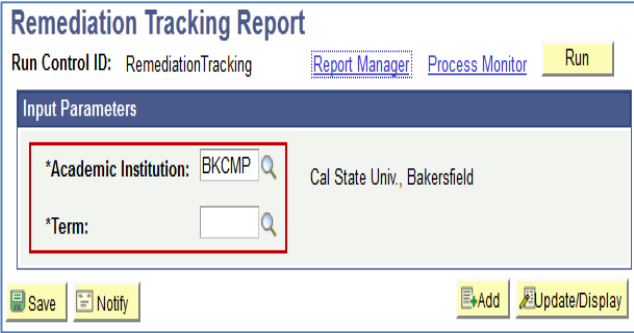
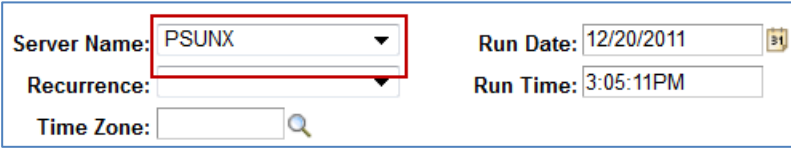
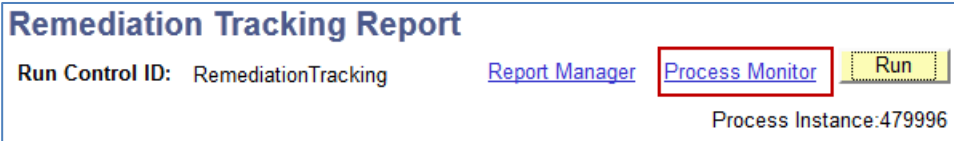




CSU Remediation Tracking Report

You can run the CSU Remediation Tracking Report for a list of students, who have not completed their remediation requirements. You can run the report at any time during the year.

1.	Navigate to CSU SA Baseline > CSU Student Records > Remediation > Report > Remediation Tracking Report	
2.	<p>On the Find an Existing Value page, enter your search criteria to retrieve the desired Run Control ID and click Search.</p> <p>If this is your first time running this process, perform the following tasks:</p> <ul style="list-style-type: none"> Click the Add a New Value tab Enter a name for your Run Control ID, such as <i>RemediationTracking</i> Click the Add button. 	
3.	<p>When the Remediation Tracking Report page appears, enter the following information:</p> <ul style="list-style-type: none"> In the Academic Institution, enter <i>BKCOMP</i> or select it using the search icon, In the Admit Term, enter the term you desire, i.e. <i>2088</i>, or select it using the search icon. Click Save Click Run 	
4.	<p>On the Process Scheduler Request page, change the Server Name to <i>PSUNX</i> and click the OK button.</p>	
5.	<p>When the Remediation Tracking Report page reappears, click the Process Monitor link.</p>	



- When the **Process Monitor** page opens,
 - Click **Refresh**, until the **Run Status** is *Success* and the **Distribution Status** is *Posted*.
 - Click **Details**

Select	Instance	Seq	Process Type	Process Name	User	Run Date/Time	Run Status	Distribution Status	Details
<input type="checkbox"/>	479996		Application Engine	CSU_REM_06	000045019	12/20/2011 3:38:19PM PST	Success	Posted	Details
<input type="checkbox"/>	479995		Application Engine	CSU_REM_05	000045019	12/20/2011 3:05:11PM PST	Success	Posted	Details
<input type="checkbox"/>	479994		Application Engine	SSR_TSRPT_PR	000045019	12/20/2011 2:36:19PM PST	Success	Posted	Details

- On the **Process Details** page, click **Message Log**


- On the **Message Log** page, note the:
 - Records Read,
 - Milestones Complete for EPT and ELM
 - MLstn Incomplete for EPT and ELM
 - Click **OK**

Severity	Log Time	Message Text
	3:58:26PM	Published message with ID 81fab4e-2b9c2f123c4e98 to create entry in folder GP
	3:58:26PM	Successfully posted generated files to th
10	3:38:43PM	Start: 2011-12-20 03:38:43 PM
10	3:58:17PM	Milestones Read: 1278
10	3:58:18PM	Milestone Complete: 0
10	3:58:18PM	-- EPT Complete: 0
10	3:58:18PM	-- ELM Complete: 0
10	3:58:18PM	Milestone Incomplete: 1278
10	3:58:18PM	-- EPT Incomplete: 659
10	3:58:18PM	-- ELM Incomplete: 619
10	3:58:18PM	Remediation Tracking CSU_REM_06 >

- Navigate to:
CSU SA Baseline > CSU Student Records > Remediation > Report > Remediation Tracking RPT Result

- On the **Find an Existing Value** page,
 - In **Academic Institution**, enter *BKCMP*
 - In **Admit Term**, enter the same term you used earlier
 - Click **Search**



- 11. The **Remediation Tracking Report** appears. Click the [View All](#) link to view all the student records and use your browser to print the information, or click the  icon to download the information as an EXCEL spreadsheet to your desired location.

Remediation Tracking Report

Academic Institution: BKCMP **User ID:**

Admit Term: 2118 **Run Date/Time:** 12/20/2011 3:38:44PM

Remediation Tracking								
				Customize	Find	View 100		
						First	1269-1278 of 1278	Last
Empl ID	Name	Career	Program	Milestone	Milestone Level	Complete	Units Taken	Units Required
000000000	Adams, John	UGRD	UBAC	MATH	1	N	0.00	
000000000	Harding, Warren	UGRD	UBAC	ENGLISH	2	N	5.00	10.00
000000000	Student, Ima	UGRD	UBAC	MATH	2	N	0.00	
		UGRD	UBAC	ENGLISH	2	N	0.00	