

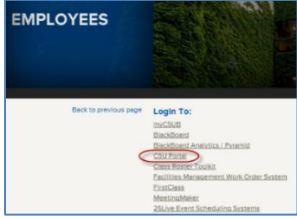
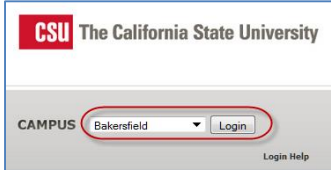
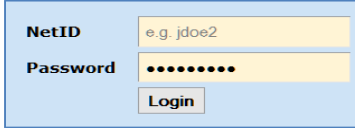
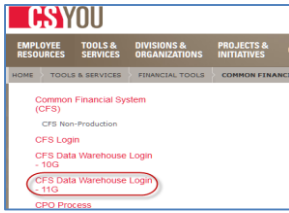




Accessing the Finance Data Warehouse

The Finance Data Warehouse is essentially, a reporting environment for the university's financial information. The instructions below will guide you in accessing the Finance Data Warehouse.

<p>1. Open your web browser and navigate to:</p> <p>http://www.csub.edu</p>	
<p>2. Open the Faculty / Staff page</p> <ul style="list-style-type: none"> Click the Faculty / Staff link 	
<p>3. On the Employees page,</p> <ul style="list-style-type: none"> Click the CSU Portal link 	
<p>4. On the CSU Portal page,</p> <ul style="list-style-type: none"> Select Bakersfield Click Login 	
<p>5. On the Sign in page,</p> <ul style="list-style-type: none"> Enter your Net ID Enter your password Click Login 	
<p>6. On the CFS page,</p> <ul style="list-style-type: none"> Click the Finance Data Warehouse Login – 11g link 	
<p>7. In the data warehouse, click Dashboards</p> <p><i>If you see something different, then you may not have access to the Finance Data Warehouse</i></p>	