





Configuring the Outlook Mobile App (Apple)

These instructions will guide you in setting up your phone to work with Office 365.

| | |
|--|--|
| <p>1. Locate and Install the Microsoft Outlook app from the App store.</p> <p><i>Be sure to use Microsoft Outlook as your search criteria</i></p> |  |
| <p>2. Launch Microsoft Outlook</p> |  |
| <p>3. On the Add Account page, click Office 365</p> |  |
| <p>4. Enter your CSUB e-mail address and myCSUB password, and tap Sign In.</p> <p>Your mail and calendar information should begin loading immediately.</p> |  |