



To: KC Farm Bureau
Date: January 15, 2026
Re: Agriculture Trade Report
From: Aaron Hegde

The Economy¹

12-month percentage change, Consumer Price Index, selected categories, December 2025, not seasonally adjusted

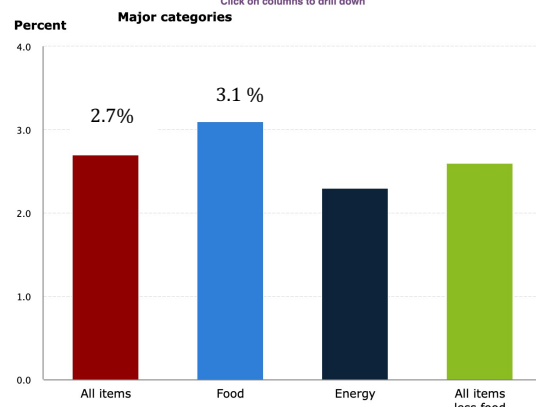


Figure 1 Twelve-month CPI Change. Source: BLS

12-month percentage change, Consumer Price Index, selected categories, December 2025, not seasonally adjusted

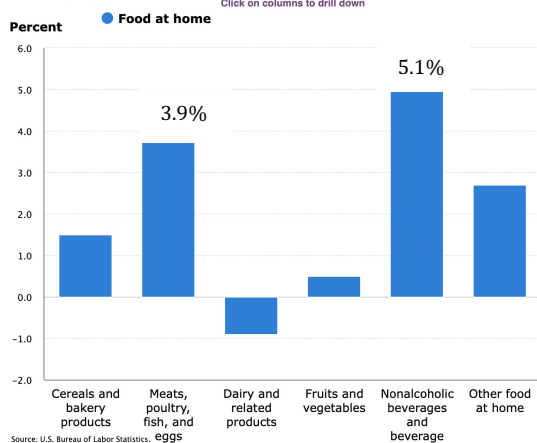


Figure 3 Food at Home. Source: BLS

12-month percentage change, Consumer Price Index, selected categories, December 2025, not seasonally adjusted

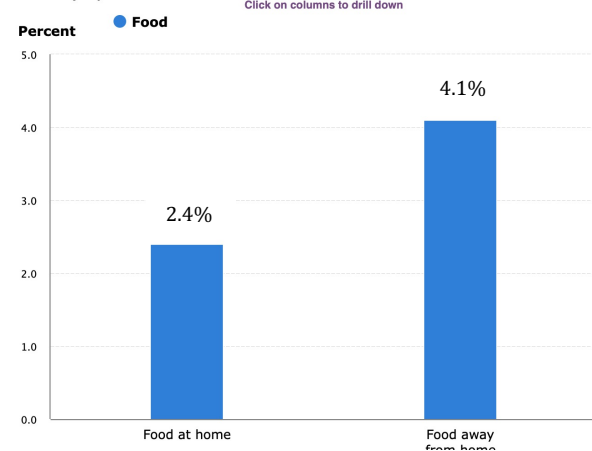


Figure 2 Change in Food CPI. Source: BLS

12-month percentage change, Consumer Price Index, selected categories, December 2025, not seasonally adjusted

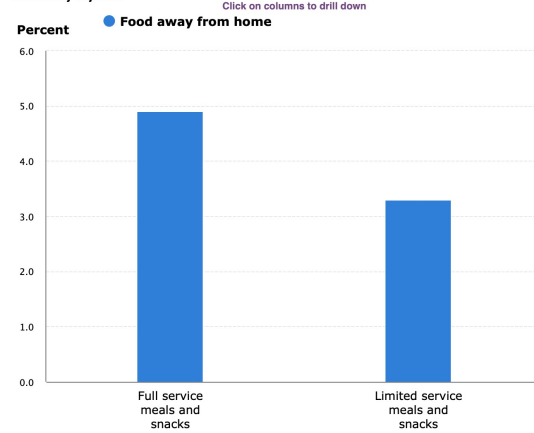


Figure 4 Food Away From Home. Source: BLS

¹ "BLS handling of missing data"

BLS could not collect October 2025 reference period survey data for some surveys due to a lapse in appropriations, resulting in missing data values where data could not be retroactively collected. Missing data for October 2025 may be represented differently across BLS products but will be indicated with a footnote. In the BLS Public Data API and the database, a dash will represent a missing data value, and associated net and percent changes will not be visible." <http://www.bls.gov>

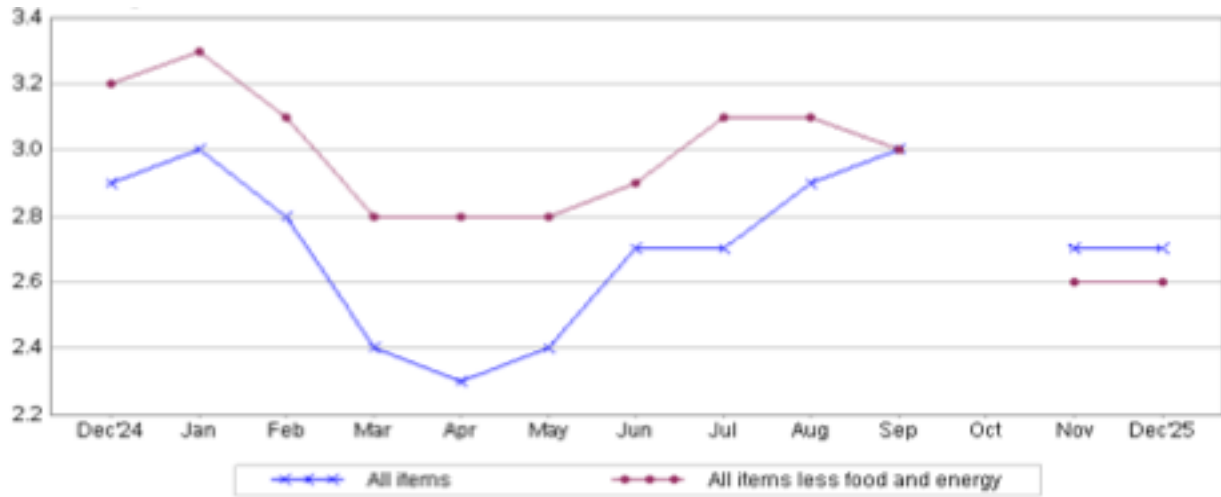
Grimm Family Center for Agricultural Business

California State University, Bakersfield
9001 Stockdale Hwy. • Mail Stop: 12 AE • Bakersfield, CA 93311



Figure 5 One-month Percent Change in CPI (12/24-12/25)

Source: <http://www.bls.gov>



NOTE: The Oct 2025 data values are not available due to the 2025 lapse in appropriations.

Figure 6 12-month % change in CPI

Source: BLS

Bakersfield Breakfast Barometer

Item	Q	Price (Jan '26)	Cost	Percent Change (MoM)	Percent Change (YoY)
Toast	2	\$4.14/ loaf	\$0.52	0%	0%
Butter	1 tbs	\$5.84/lb	\$0.18	+20%	-14%
Egg	1	\$5.33/dozen	\$0.44	+16%	-34%
Bacon	2 slices	\$9.92/ 12 oz	\$1.42	+20%	+11%
Orange Juice	8 oz	\$5.31/ 52 oz	\$0.82	0%	+16%
Coffee	8 oz	\$23.62/33.7oz	\$0.10	0%	+46%
Cream	0.4 oz	\$4.28/ 32 oz	\$0.05	0%	+6%
Total			\$3.53	+10%	+1%

Table 1 Cost of breakfast in Bakersfield for 1 person

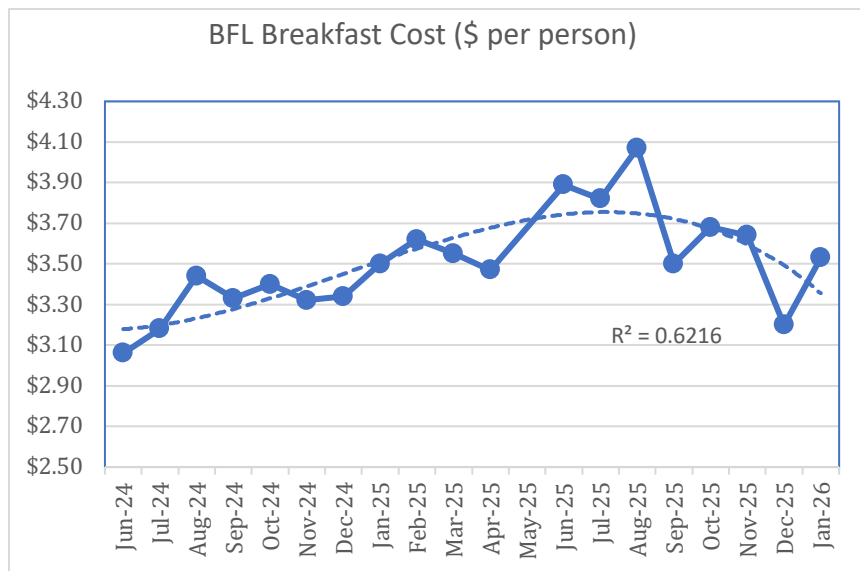
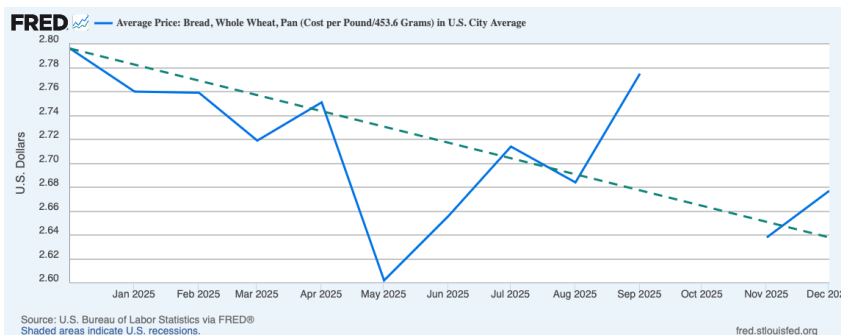


Figure 1 BFL breakfast cost (Jul '24 – Jan '26))

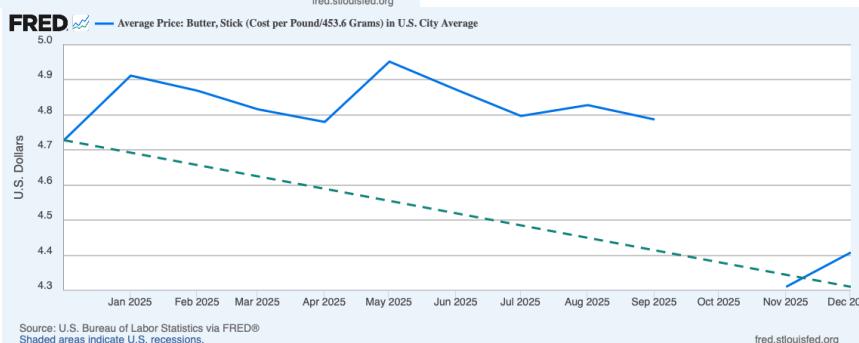
The regularly tracked Bakersfield Breakfast Barometer indicated a 10% increase in the cost of a typical breakfast in Bakersfield for January, compared to the same in December. Eggs and butter saw big decreases, however since bacon prices increased (they are a bigger percentage of total cost), the average breakfast cost increased.

National Price Changes in Breakfast Commodities (Dec '24- 'Dec '25)

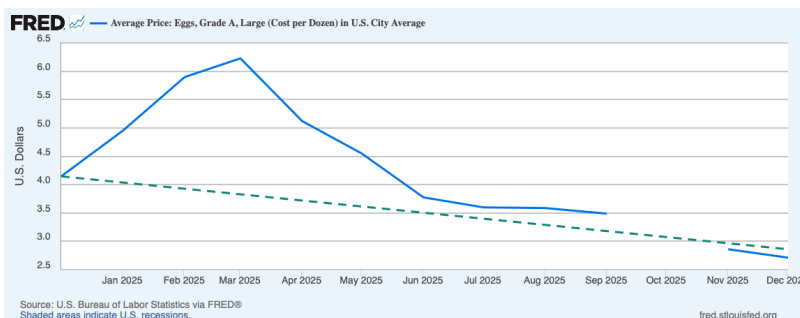


The average price of bread decreased from \$2.80/lb to \$2.68/lb (4% decrease).

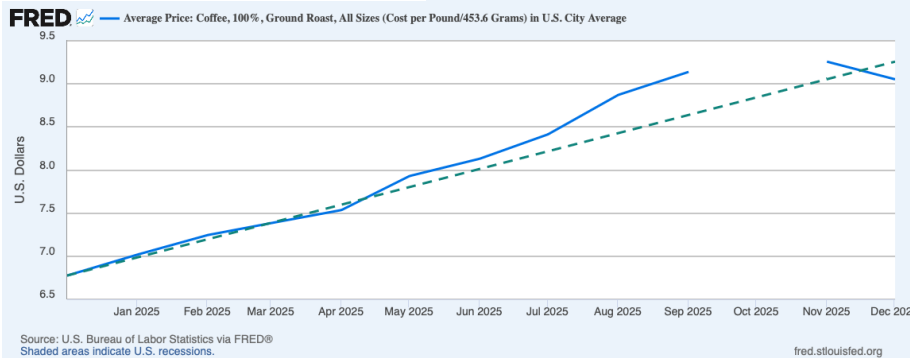
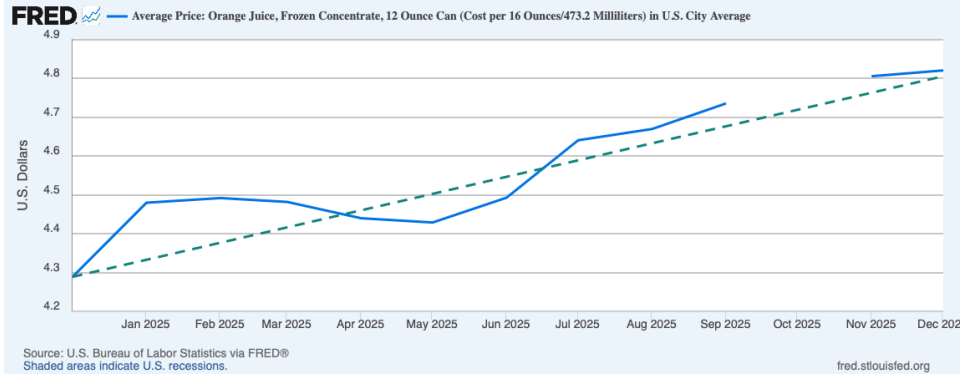
The average price of butter decreased from \$4.73/lb to \$4.41/lb (7% decrease).



The average price of eggs decreased from \$4.15/dozen to \$2.71/dozen (35% decrease).

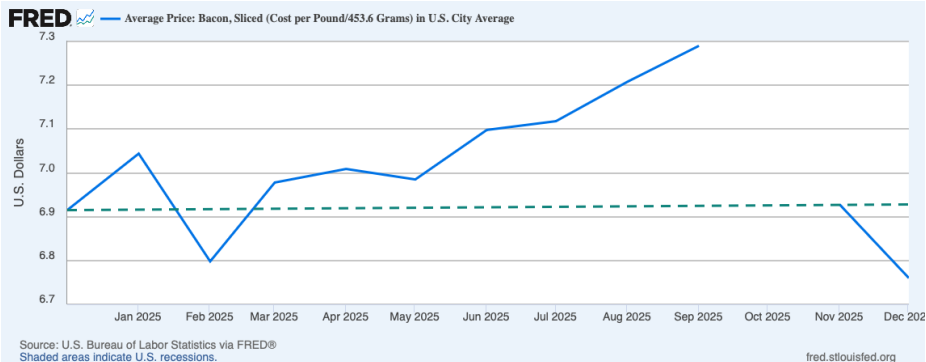
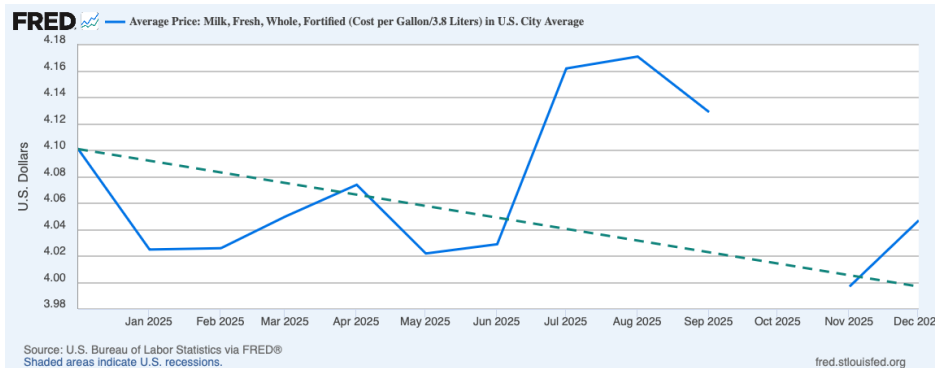


The average price of OJ
(16 oz frozen
concentrate) increased
from \$4.29 to \$4.82
(12% increase).



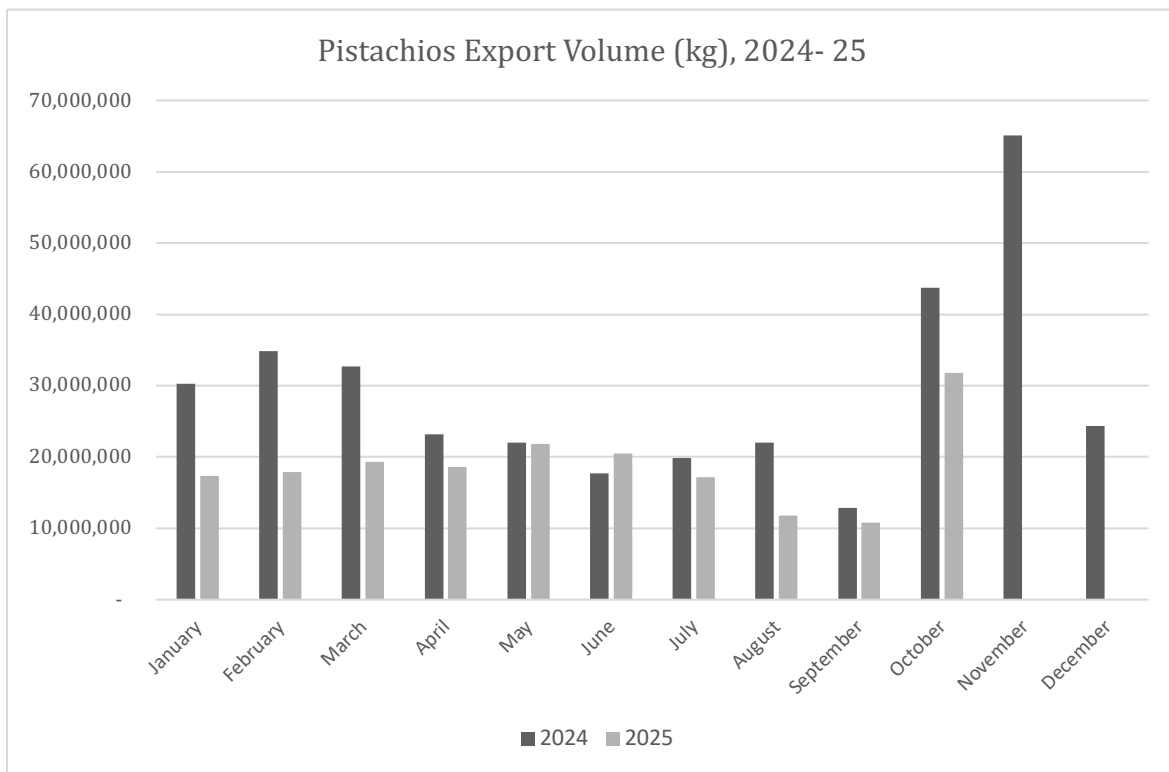
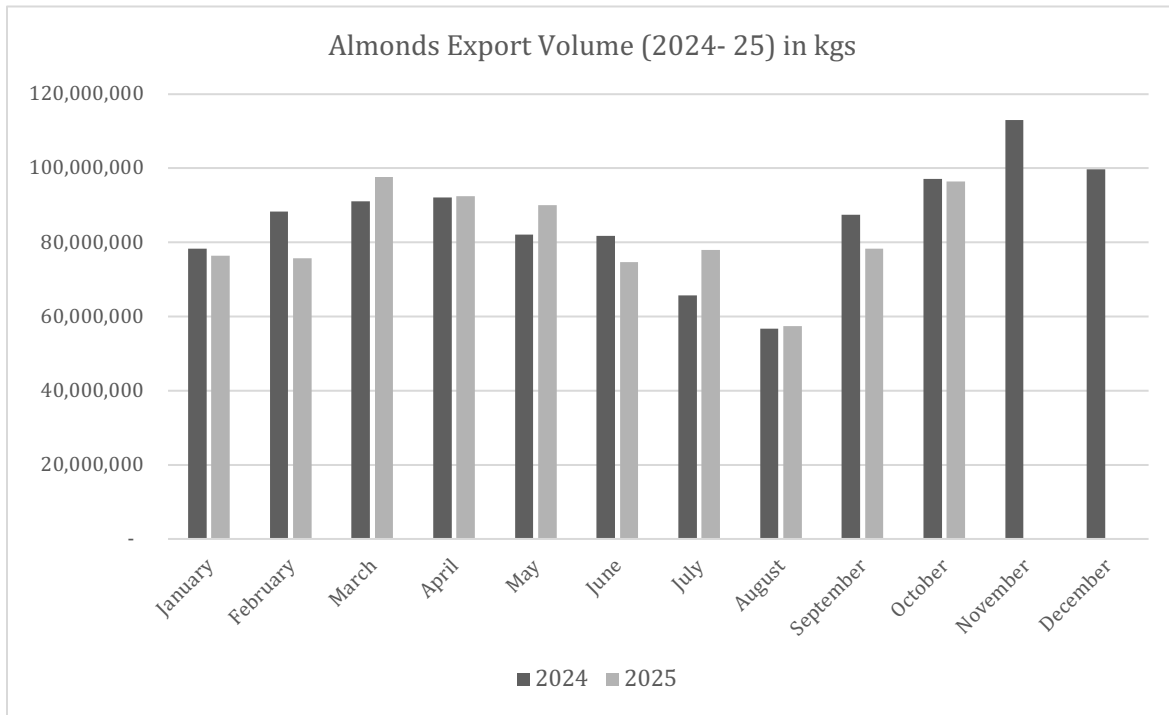
The average price of coffee
(per pound) increased
from \$6.78 to \$9.05 (33%
increase).

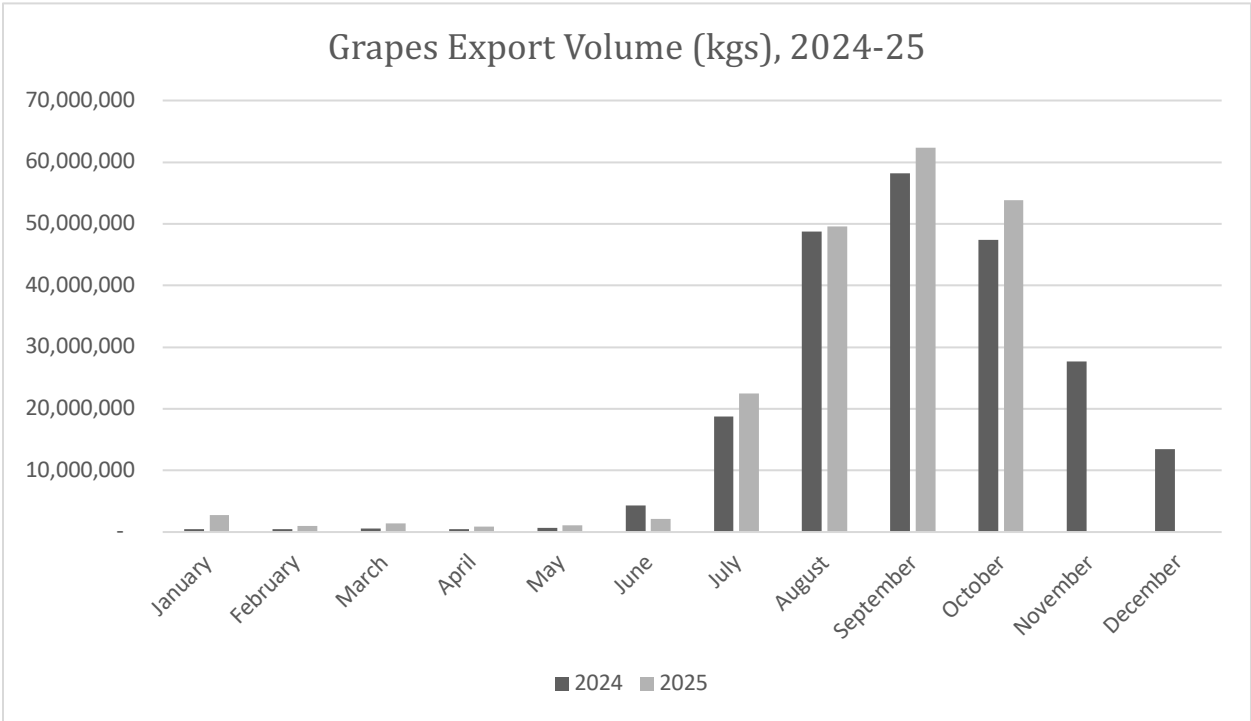
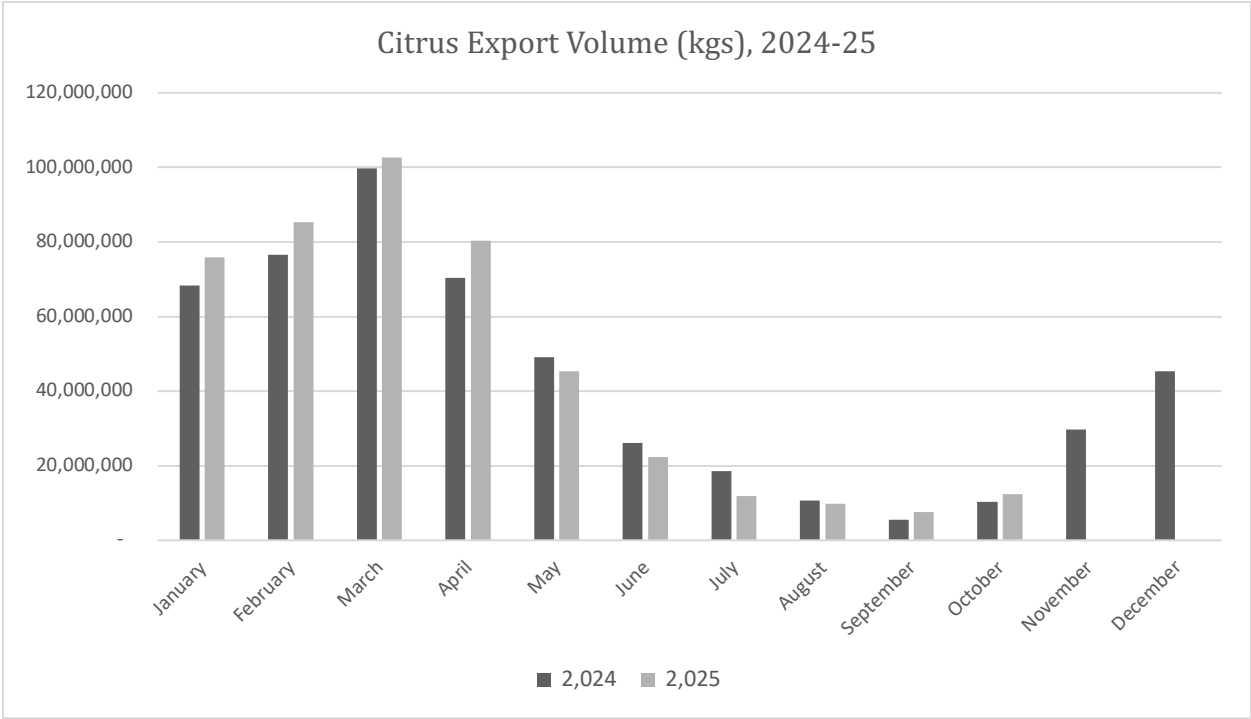
The average price of
whole milk (per
gallon) decreased from
\$4.10 to \$4.05 (1%
decrease).



The average price of bacon
(per pound) decreased from
\$6.92 to \$6.76 (2%
decrease).

Trade





Dollar index – value of the dollar against a basket of relevant foreign currencies (8% decline).

