

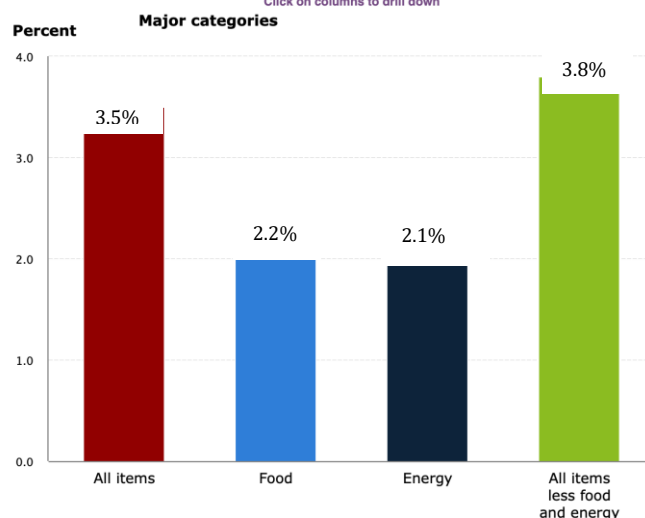


To: KC Farm Bureau
Date: April 18, 2024
Re: Agriculture Trade Report
From: Aaron Hegde

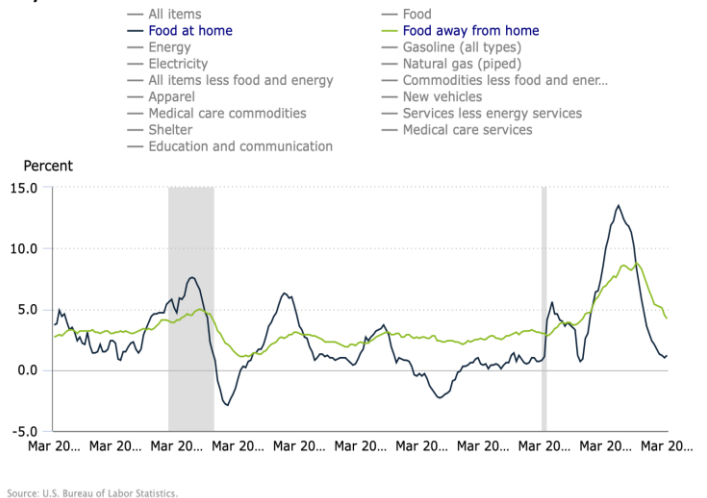
The Economy

The Consumer Price Index (CPI) report for March indicated that prices increased by 0.4% compared to February and by 3.5% compared to March 2023. The graphs below show the annual inflation rate and the changes in the major components of the CPI. Food prices are still driving some of the higher levels of inflation, although not as much as other goods and services, especially housing and gasoline costs. The cost of consuming food at home increased by 1.2% in March from a year ago, while food away from home increased by 4.2% over the same period, which contributed the most to the overall category of food, which increased by 2.2% in March 2024, compared to the same time in 2023.

12-month percentage change, Consumer Price Index, selected categories, March 2024, not seasonally adjusted

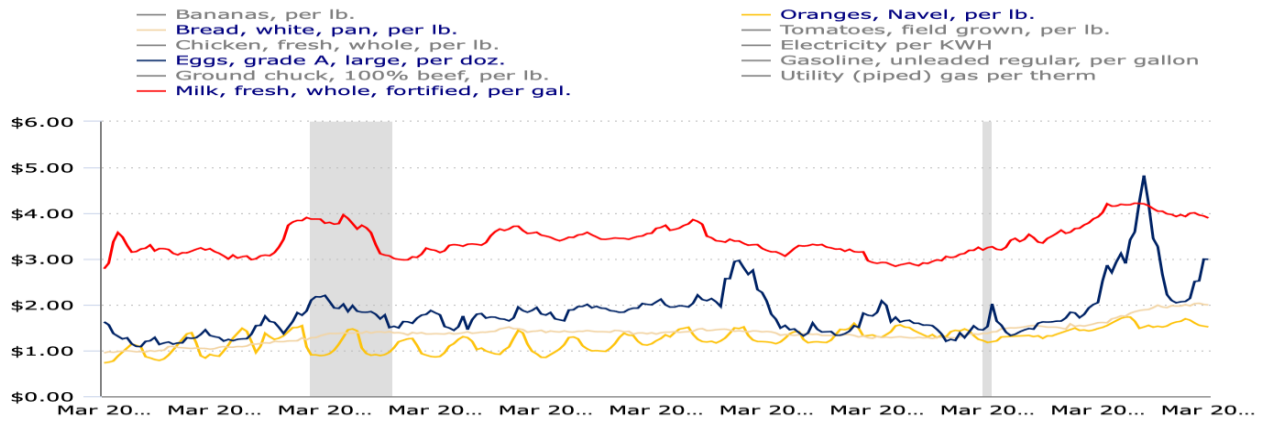


12-month percentage change, Consumer Price Index, selected categories, not seasonally adjusted



Source: BLS

Average price data (in U.S. dollars), selected items



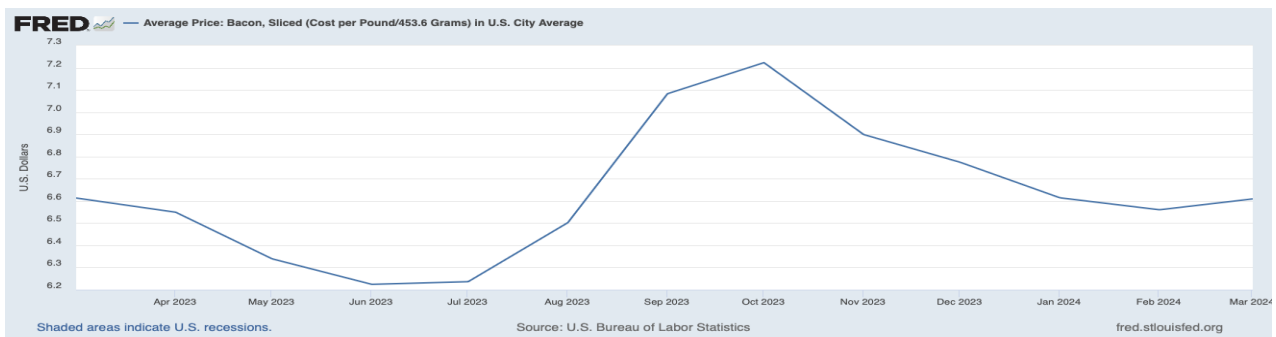
Source: U.S. Bureau of Labor Statistics.

Source: BLS

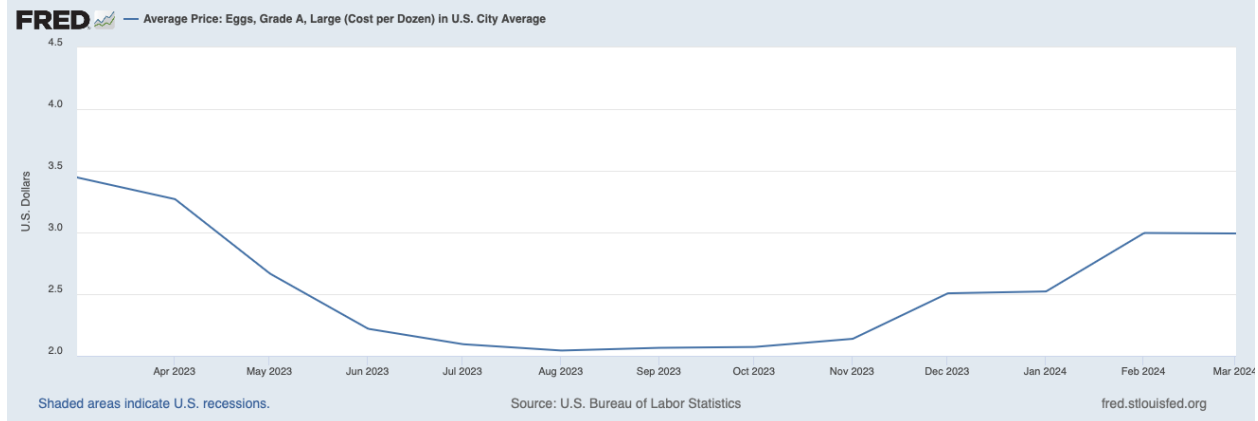
Bakersfield Breakfast Barometer

Item	Q	Price	Cost		Percent Change
			Feb 14	Apr 17	
Toast	2	\$4.23/ loaf	\$0.55	\$0.53	-4%
Butter	1 tbs	\$6.77/ lb	\$0.20	\$0.21	+5%
Egg	1	\$5.14/dozen	\$0.38	\$0.43	+13%
Bacon	2 slices	\$9.43/ 16 oz	\$1.27	\$1.35	+6%
Orange Juice	8 oz	\$4.47/ 52 oz	\$0.69	\$0.69	0%
Coffee	8 oz	\$12.89/33.7oz	\$0.05	\$0.05	0%
Cream	0.4 oz	\$4.03/ 32 oz	\$0.05	\$0.05	0%
Total			\$3.19	\$3.31	+3.8%

There was a increase of 3.8% in the cost of the average breakfast consumed at home in Bakersfield in the last quarter (since Feb). Bacon continues to cost more, as do eggs. The

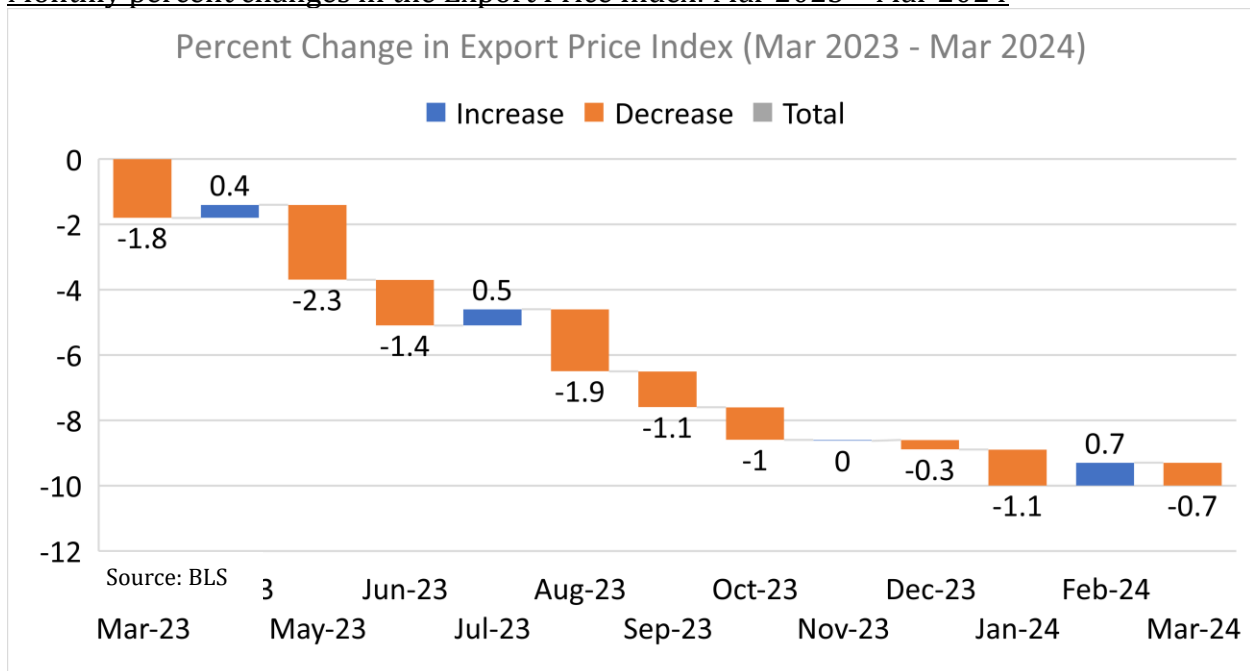


slight increase in prices for bacon is also occurring nationwide (See image below). However, the local increase in prices for eggs does not seem to reflect nationwide trends (See below).



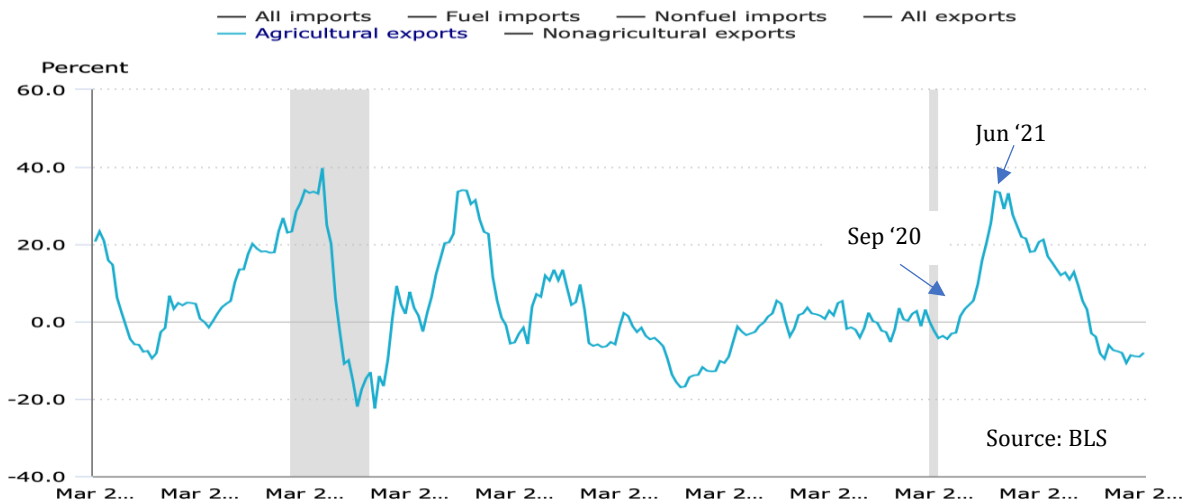
Trade

Monthly percent changes in the Export Price Index: Mar 2023 – Mar 2024



Overall export prices decreased by 0.7% in March, compared to February. However, for the year ending March 2024, they fell by 8.1%.

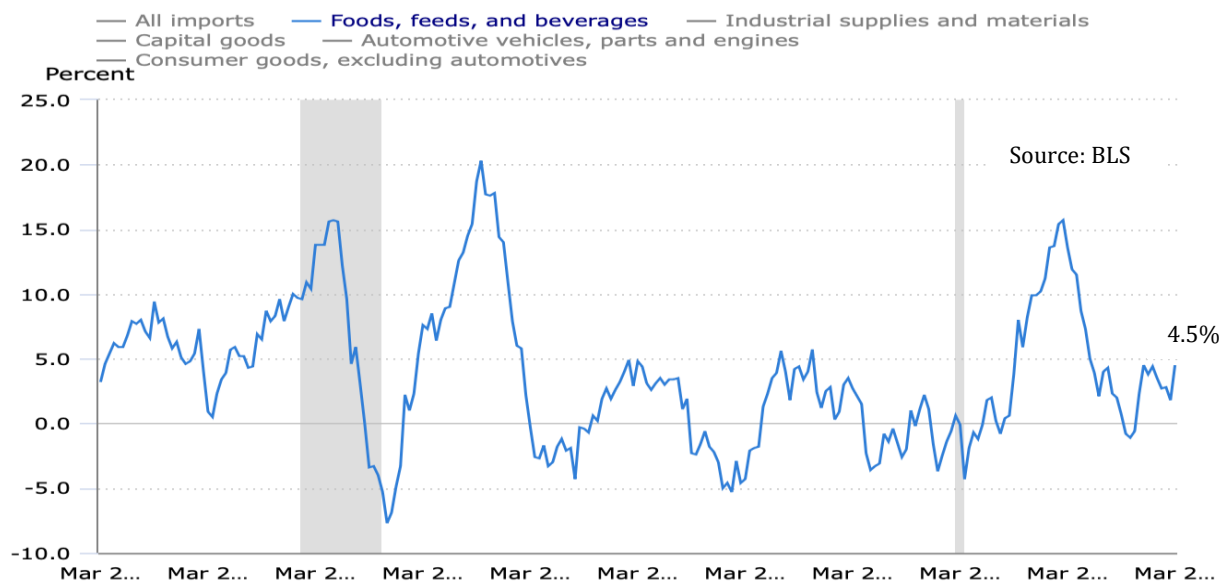
U.S. import and export price indexes, 12-month percent change



Source: U.S. Bureau of Labor Statistics.

Not all export prices were lower – meat prices were in fact higher. Lower prices for soybeans, corn, and wheat in March more than offset higher meat prices. Price decreases for soybeans, corn, and wheat over the past year led the 12-month decline in agricultural prices.

U.S. import price indexes for selected categories, 12-month percent change



Source: U.S. Bureau of Labor Statistics.

Foods, feeds, and beverages import prices rose 1.6 percent in March, the largest 1- month increase since July 2023. Higher prices for vegetables, meat, and bakery and confectionary products in March more than offset lower fruit prices.