

CSU Bakersfield

COMMUNITY  
*CONVERSATIONS*

Tuesday, November 19, 2020

Today's Topic: *Hunger & Homelessness in Kern County and at CSUB*

*Welcome!*

# PANELISTS



**Louis Gill**

Chief Executive Officer  
**Bethany Services, Inc.**



**Krystal Raynes**

Student Trustee  
**CSU Bakersfield**  
**CSU Board of Trustees**



**Jason Watkins**

Assistant Director for Basic  
Needs  
**CSU Bakersfield**

# Community Conversation: Hunger & Homelessness in Kern County and at CSU Bakersfield

Louis Gill, CEO Bethany Services

Krystal Raynes, Student Trustee, CSU Board of Trustees

Jason Watkins, Assistant Director for Basic Needs



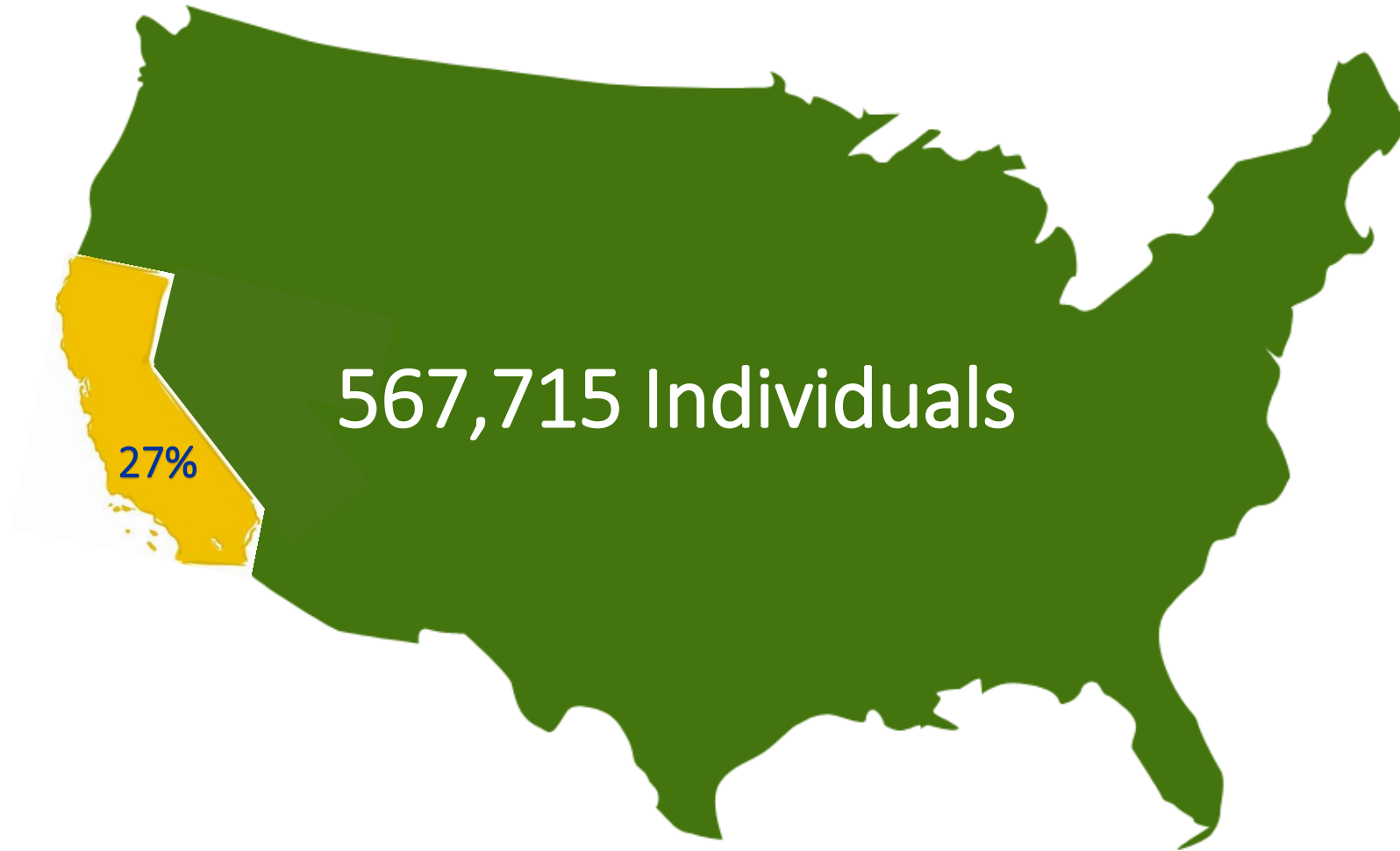
# Homelessness in Kern County

Louis Gill, CEO



Homelessness is  
THE Issue

# Homelessness On a National Scale



# Homelessness in Kern County

- Overall homeless 2020: 1,580
- Change in homelessness since 2019: +19%
- Change in homelessness since 2018: +50%
- Sheltered homeless: 374
- Homeless Individuals: 1,359
- Homeless People in Families: 220; +14%
- Chronically Homeless: 4; +0.3%

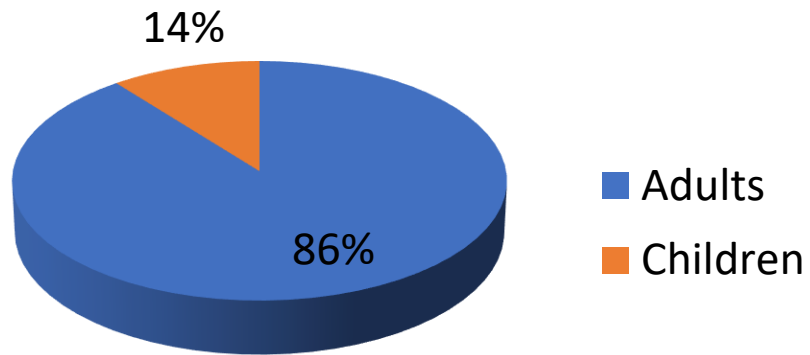
# Homelessness in Kern County

Shelter Status	Adults	Adults w/ Children	Children	Total Individuals	Change over 2019	2019 Count
Sheltered	374	67	135	576	+10%	525
Unsheltered	985	12	7	1,004	+25%	805
<b>TOTAL</b>	<b>1,359</b>	<b>79</b>	<b>142</b>	<b>1,580</b>	<b>+35%</b>	<b>1,330</b>

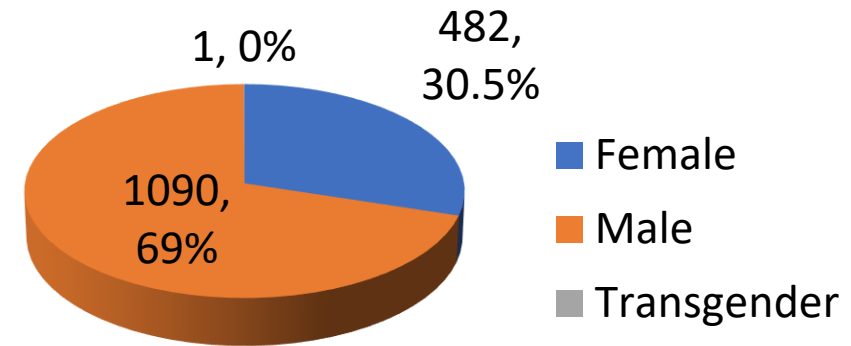


# Demographics of Homeless Population

## Age

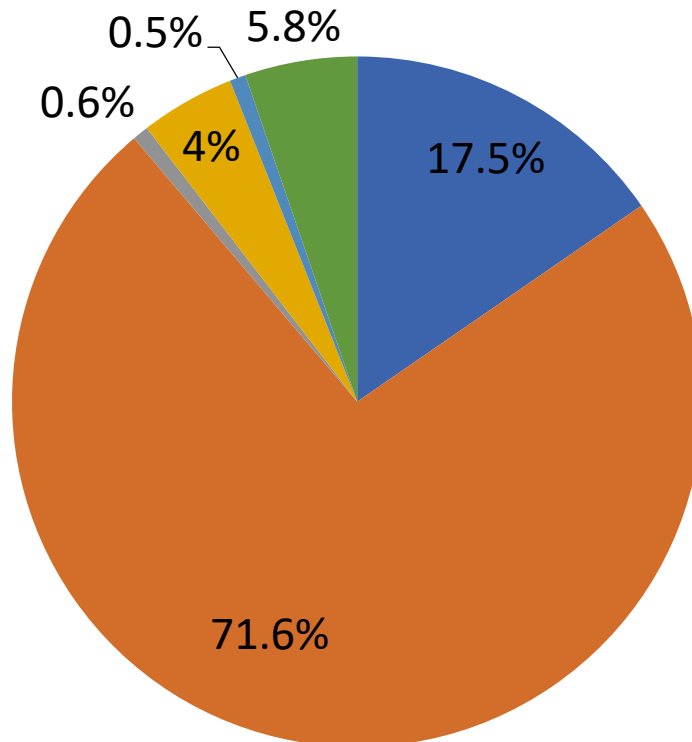


## Gender



# Ethnicity/Race

**Race**



- Black/ African American
- White
- Asian
- American Indian or Alaskan Native
- Native Hawaiian or other Pacific Islander
- Multiple Races

Ethnicity
Hispanic/Latino: 556 (35.2%)
Non-Hispanic/Non-Latino: 1,024 (64.8%)

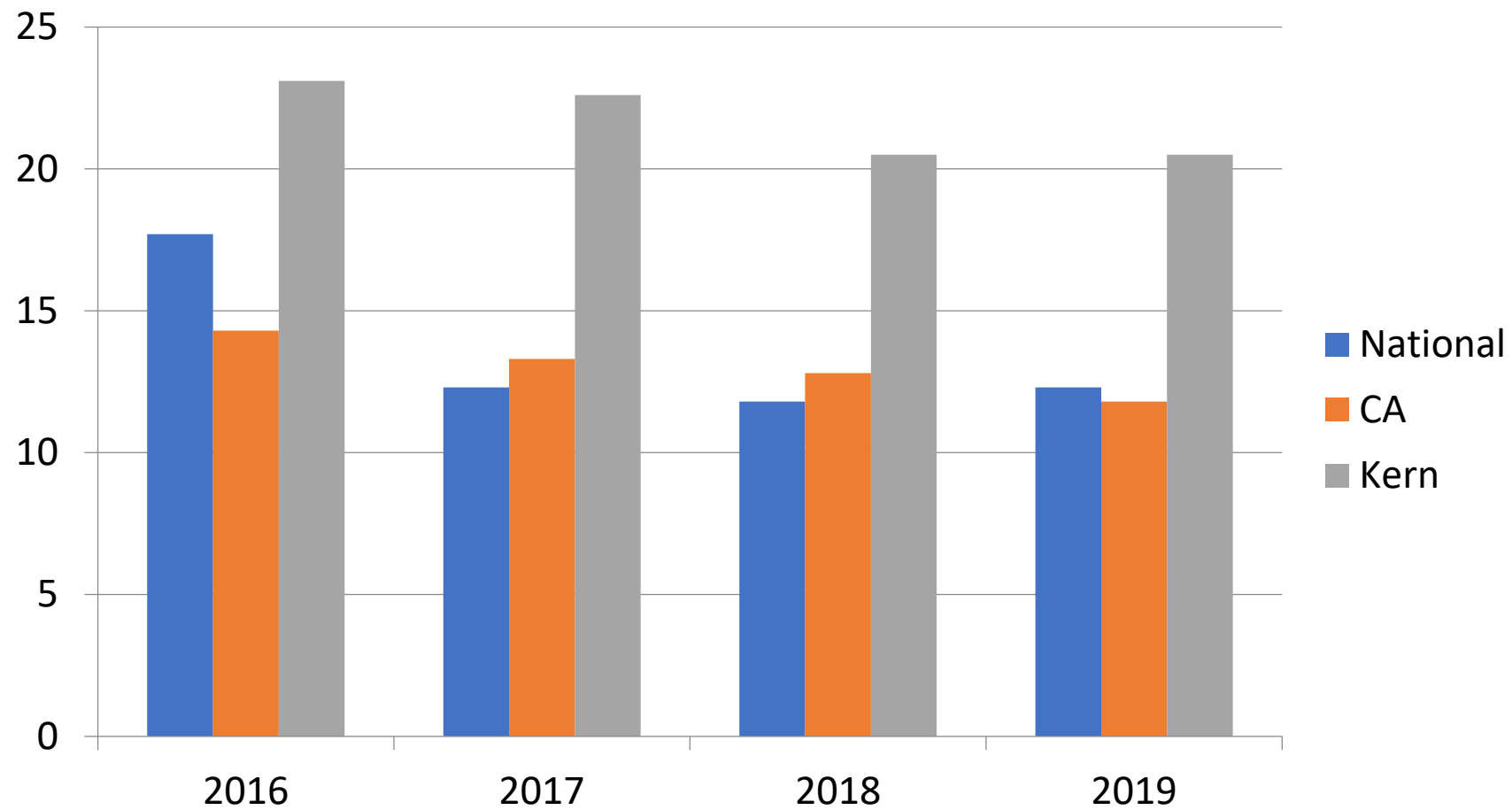
# Known Conditions

Physical & Mental Health Conditions	Percentage of Total Adults
Severely Mentally Ill: 369	26%
Chronic Substance Abuse: 562	39%
HIV/AIDS: 8	.6%

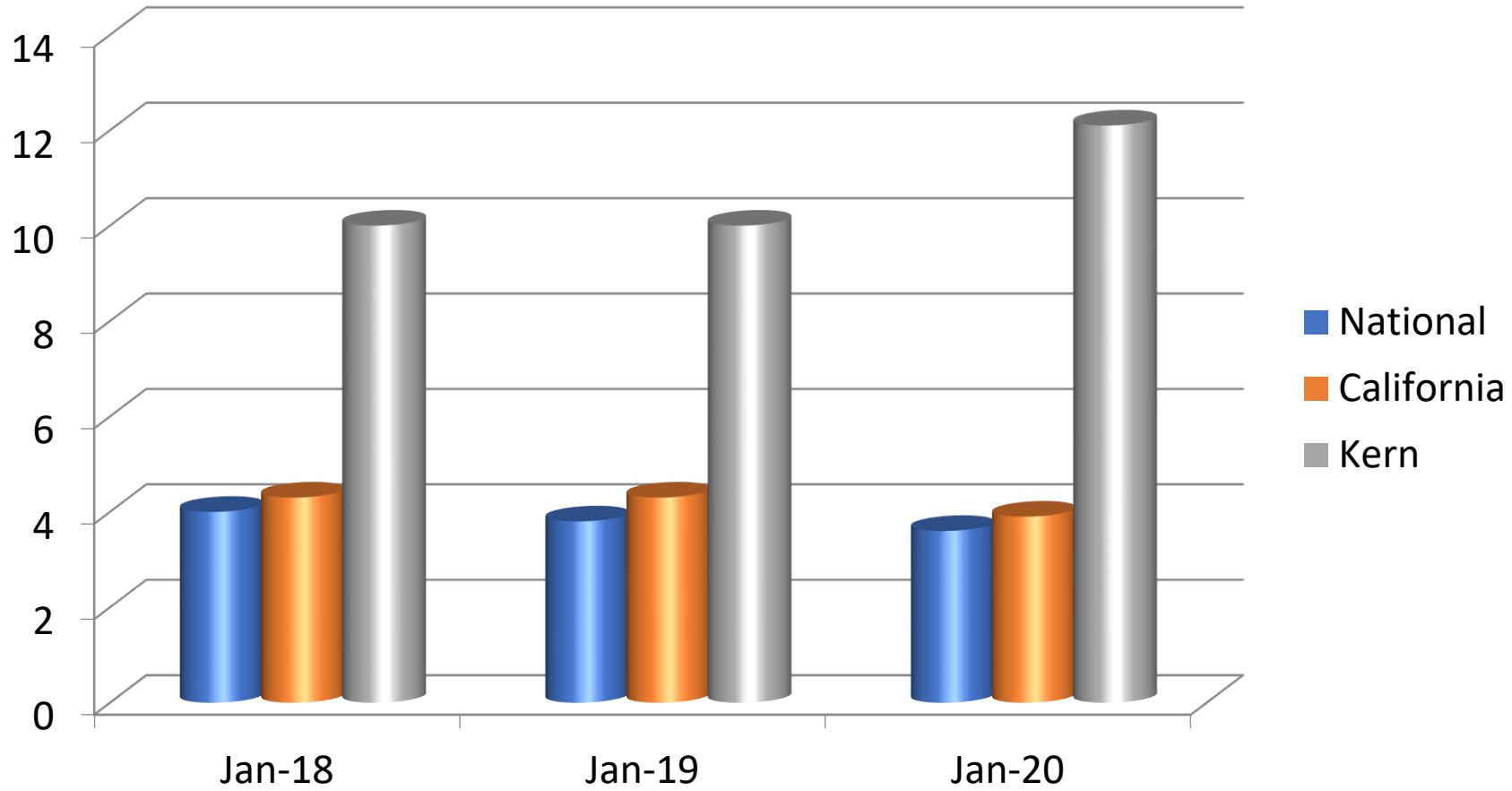
# Other Populations

Other Populations	Percentage of Total Adults
Veterans: 107	7%
Victims of Domestic Violence: 120	8%

# POVERTY



# Unemployment Rate



Source: Bureau of Labor Statistics

# Fair Market Rent for the Largest Cities in California

City	2015	2016	2017	2018	2019	2020
Los Angeles	\$1,424	\$1,490	\$1,545	\$1,663	\$1,791	\$1,956
San Diego	\$1,390	\$1,499	\$1,741	\$1,840	\$1,938	\$2,040
San Jose	\$1,809	\$1,994	\$2,220	\$2,522	\$2,712	\$2,970
San Francisco	\$2,062	\$2,289	\$3,018	\$3,121	\$2,809	\$3,339
Fresno	\$853	\$862	\$887	\$958	\$956	\$980
Kern	\$832	\$826	\$844	\$904	\$926	\$946

What's being done and Why?



# Kern County Homeless Collaborative

- HUD Continuum of Care
- Bakersfield Kern Regional Homeless Collaborative
- Coordinated Entry System
- Point-in-Time Count
- Built for Zero

## County of Kern

- Bakersfield Kern Regional Homeless Collaborative
- Kern Behavioral Health and Recovery Services- Outreach funding
- Contracts w/ Bakersfield Homeless Center (Job Development)
- Low Barrier Navigation Center

## City of Bakersfield

- Measure N
- Impact Unit (Bakersfield Police Department)
- Contracts w/ Bakersfield Homeless Center (Job Development)
- Low Barrier Shelter
- Expanding Capacity of existing shelters



COVID-19 CHANGES  
EVERYTHING



## Basic Needs at CSU Bakersfield

# Prevalence Rates

- CSU System-wide (Crutchfield & Maguire, 2018)
- 41.6% - students who reported food insecurity in the past 12 months
  - 20% low food security
  - 21.6% report very low food security
- 10.9% - students who reported being homeless or at risk for homelessness at least once in the past 12 months
- CSU Bakersfield: 40% of CSUB students, staff, and faculty reported experiencing food insecurity (Hegde, 2013)

# Food and Housing Insecurity Outcomes

- Students report lower GPAs and greater academic stress (Crutchfield & Maguire, 2018)
- Students are more likely to drop classes, struggle with concentration (Dubick et al., 2016)
- Students are less likely to participate in co-curricular activities (Henry, 2017)
- Higher levels of depression and anxiety (Eisenberg et al., 2007)

# Campus Resources

Food Pantry/ Edible Garden

Monthly Food Distributions

CalFresh Application Assistance

Emergency Housing



# Food Pantry



- Open to students, staff, and faculty
- M,W,F 10 am – 2 pm
- T, TH 2 pm – 6 pm
- Point system (16 pts./ week)
- Items are designated with point values (1,2, or 3)



# Food Distribution

- Approximately 250 households served per month
- Open to community
- Every 3rd Monday of the month from 10 a.m.-12 p.m.(Except Jan. & Feb.)
- Emergency Distribution (Since April 2020)
- Volunteer Opportunity



# CalFresh Application Assistance

- Program that can help households buy healthy foods.
- Nationally, the program is called SNAP.
- CalFresh benefits are issued on an EBT card that works like a debit card and can be used at most grocery stores and many farmers markets to purchase food.



# Housing Assistance

- On-campus Emergency Housing
  - If student qualifies, Residence Life can provide emergency accommodations.
  - During that time, we will work to connect the student to the appropriate resources for sustainable housing.



Student Voice:  
Krystal Raynes  
Student Trustee,  
CSU Board of  
Trustees



Questions?

CSU Bakersfield

COMMUNITY  
*CONVERSATIONS*

*Q&A?*



CSU Bakersfield

**COMMUNITY**  
**CONVERSATIONS**

***Closing Remarks***

***Thank you for joining us!***

***For more information or questions***

***Visit us:***

**[www.csub.edu/equity-inclusion-compliance/community-conversations](http://www.csub.edu/equity-inclusion-compliance/community-conversations)**